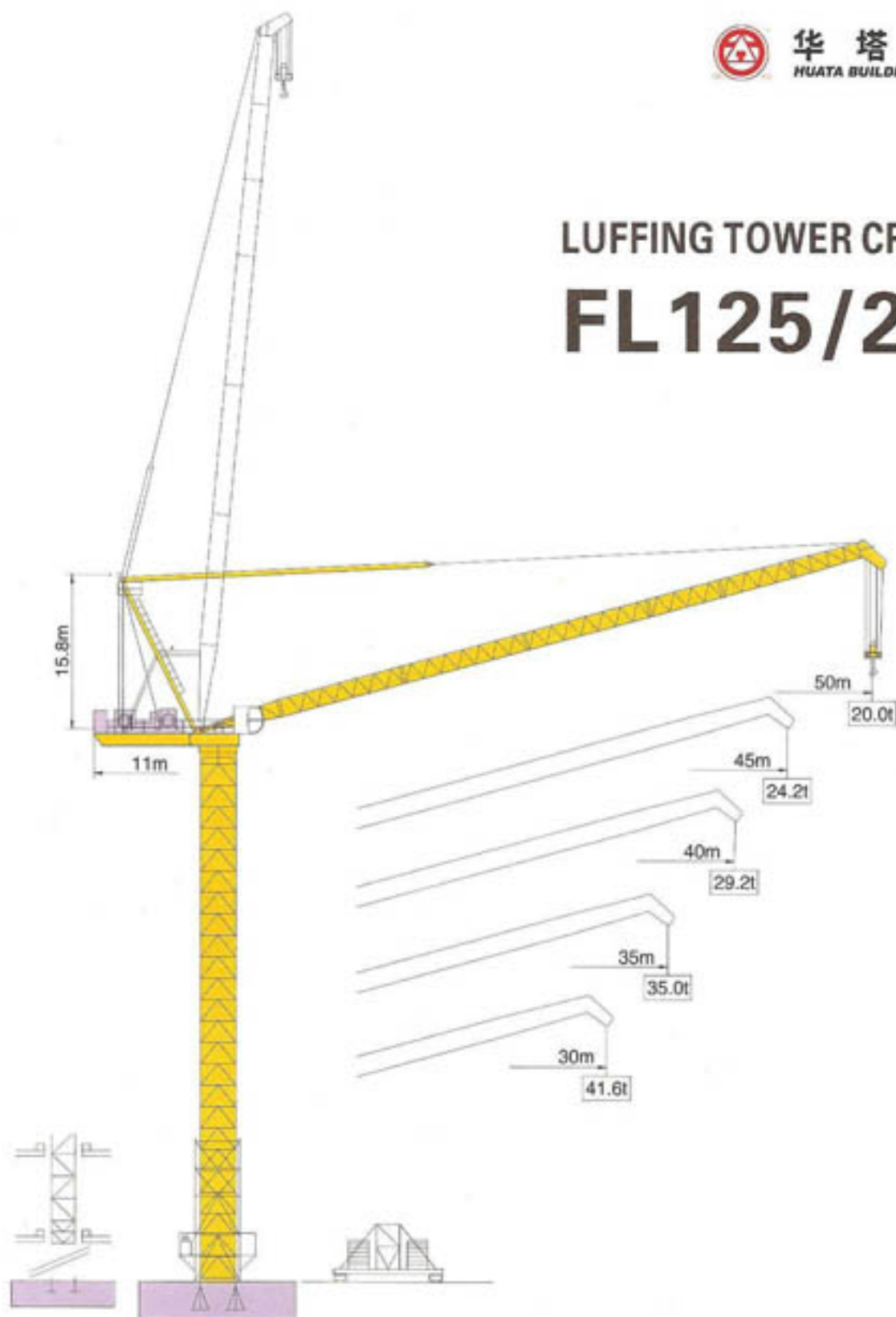




华塔建机
HUATA BUILDING MACHINERY

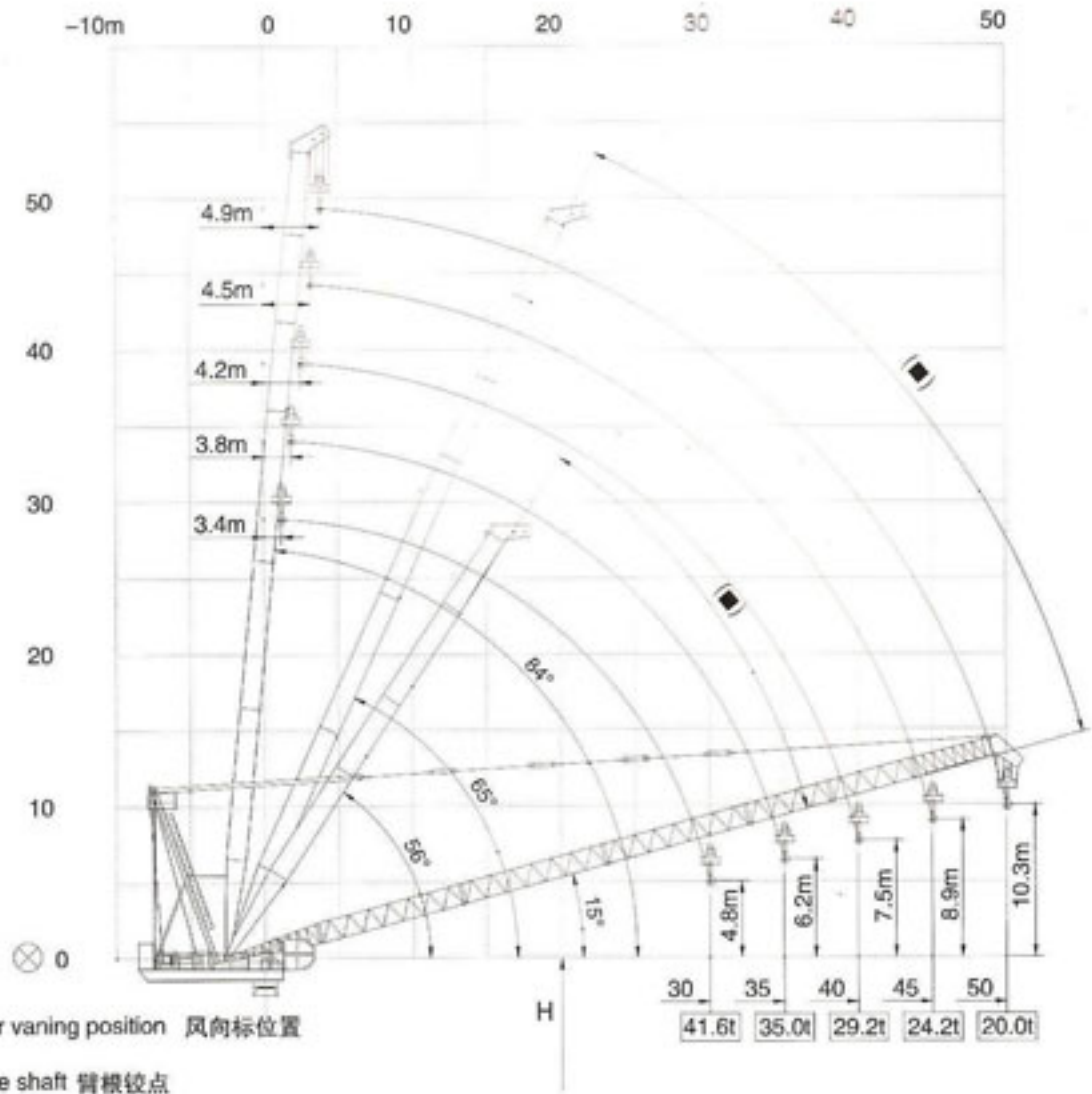
LUFFING TOWER CRANE FL125/200




威海市华塔建筑机械有限公司
WEIHAI HUATA BUILDING MACHINERY CO.,LTD

载荷特性 Load diagrams

50m	3.8	21	22.5	25	27.5	30	32.5	35	37.5	40	42.5	45	47.5	50	m
		50	47.5	44	40.7	37.6	34.7	32	29.5	27.2	25.1	23.2	21.5	20	t
		25											t		
45m	3.5	21	22.5	25	27.5	30	32.5	35	37.5	40	42.5	45	m		
		50	48.5	45	41.7	38.6	33	30.5	30.5	28.2	26.1	24.2	t		
		25											t		
40m	3.2	23	25	27.5	30	32.5	35	37.5	40	m					
		50	46	42.7	39.6	36.7	34	31.5	29.2	t					
		25											t		
35m	2.9	23.5	25	27.5	30	32.5	35	m							
		50	47	43.7	40.6	37.7	35	t							
		25											t		
30m	2.5	22.5	25	27.5	30	m									
		50	48	44.7	41.6	t									
		25											t		



塔身截面 Mast:3.4m×3.4m



F	• 350t	• 490t
F	• 240t	• 390t
⊕	285t	

F	• 220t	• 340t
⊕	316t	







F 反力 Reactions

- 工作状态 In service
- 非工作状态 Out of service

⊕ 自重

不带载荷及配重, Without load and ballast with
最大臂长及标准 longest jib and self-weight in
高度时的自重。 maximum free standing height.

※ 请与制造商联系 Consultus

机构特性 Mechanisms specification			👁				👁👁				kW		
起升 Hoisting		132LVF	m/min	0-24	0-32	0-48	0-64	0-12	0-16	0-24	0-32	132	1000
			t	25	18.7	12.5	6.25	50	37.5	25	12.5		
拉臂 Luffing		100VF	min	5								110	
回转 Slewing		RCV185	r/min	0-0.7								185 x 4Nm	
 电源 Mains supply			380v 50Hz / 440v 60Hz										
 供电容量 Necessary electric power			400kVA										

FL125/200自升式塔式起重机是本公司在引进法国波坦(POTAIN)公司塔机技术的基础上设计制造的新机型。结合国内塔机使用数十年经验而研制设计的上回转自升式起重机,设计新颖、机构先进、性能可靠。具有旅行、附着、固定和内爬等四种使用形式。

该塔机起升、变幅、回转机构可选用交流变频调速技术,供用户选择。

FL125/200 self-raising tower crane is designed and manufactured by combining introduction of advanced foreign technology from France Potain Company, we got from operation of our own-designed tower crane for several decades, tower crane with top-slewing, having novel design, advanced mechanism and reliable performance, can provide you with 4-type: travelling anchoring, stationary, and inside-climbing.

Customers can choose change frequency conversion speed change technology on the hoisting, trolleying and slewing mechanism about the tower crane.

执行标准: GB/T 13752



威海市华塔建筑机械有限公司

WEIHAI HUATA BUILDING MACHINERY CO.,LTD

公司地址(Add): 山东省文登市葛家镇紫金路11号

NO.11 Zijinlu Gejia Town Wendeng Shandong

销售热线(Sell): 0086-13573722789

热线传真(Fax): 0086-631-8880888

公司网址: <http://www.huata.cn>

E-mail: huataexport@126.com